

**If you need assistance, please call
315.477.2200 or 800.462.5000**

M-F 7:30am - 6:00pm
Sat 9:00am - 1:00pm

empowerfcu.com | 315.477.2200 | 800.462.5000

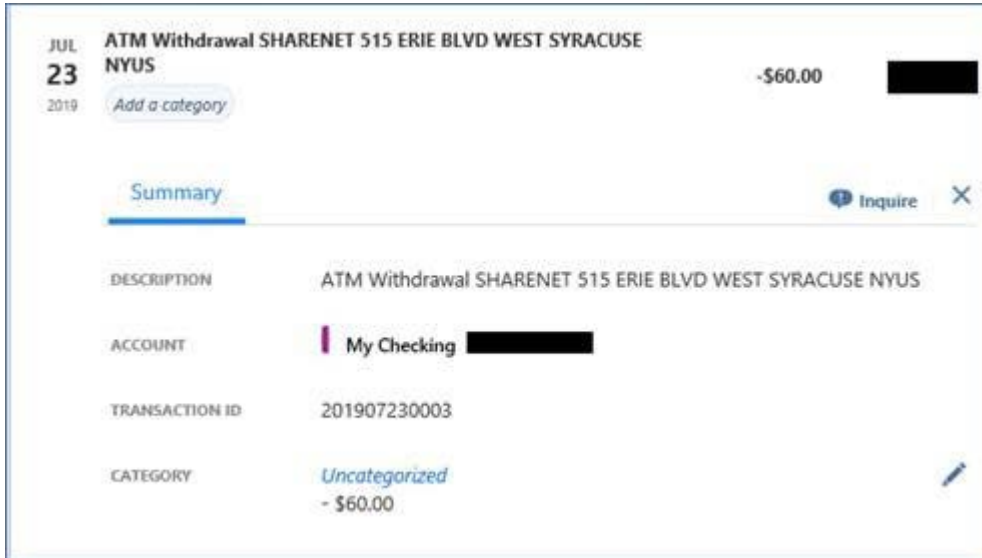
Categories

Accounts View	3
Bill Pay.....	3
Mobile	4
Settings.....	6
Transfers	6
Notifications	7
Browser Updates	7

Accounts View

August 2019

Transaction Details changed from a pop-up view to an expanded inline accordion view.

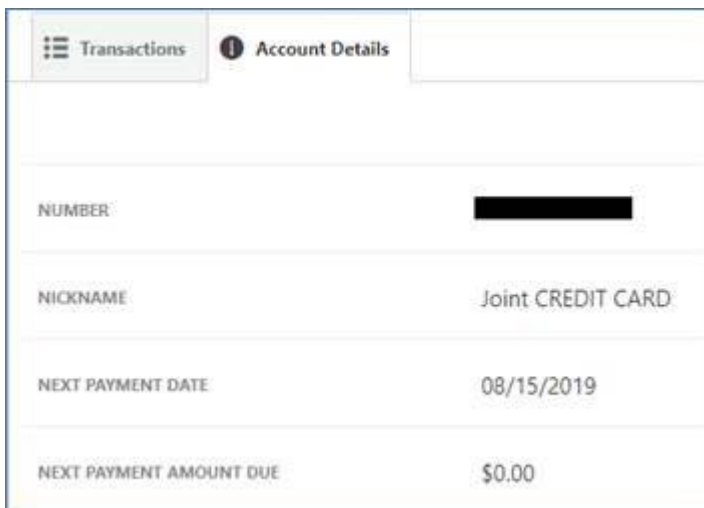


The screenshot shows a transaction summary for July 23, 2019. The transaction is an ATM withdrawal of \$60.00 from a checking account. The details are as follows:

DATE	JUL 23 2019	AMOUNT	-\$60.00
DESCRIPTION	ATM Withdrawal SHARENET 515 ERIE BLVD WEST SYRACUSE NYUS		
ACCOUNT	My Checking [REDACTED]		
TRANSACTION ID	201907230003		
CATEGORY	Uncategorized - \$60.00		

July 2019

In Account Details, the Next Payment Date and Next Payment Amount Due fields display as directly beneath the loan account Number and Nickname fields.



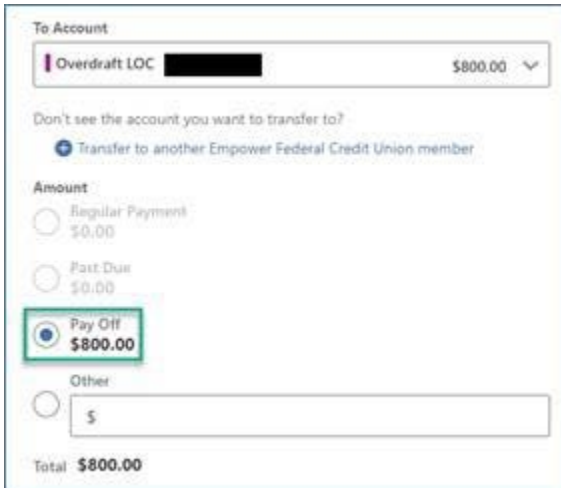
The screenshot shows the 'Account Details' view for a credit card account. The fields are as follows:

NUMBER	[REDACTED]
NICKNAME	Joint CREDIT CARD
NEXT PAYMENT DATE	08/15/2019
NEXT PAYMENT AMOUNT DUE	\$0.00

BII Pay

July 2019

Members can now select the **Pay Off** button to pay off the loan, and will no longer receive error message and the account will not close when paid down.

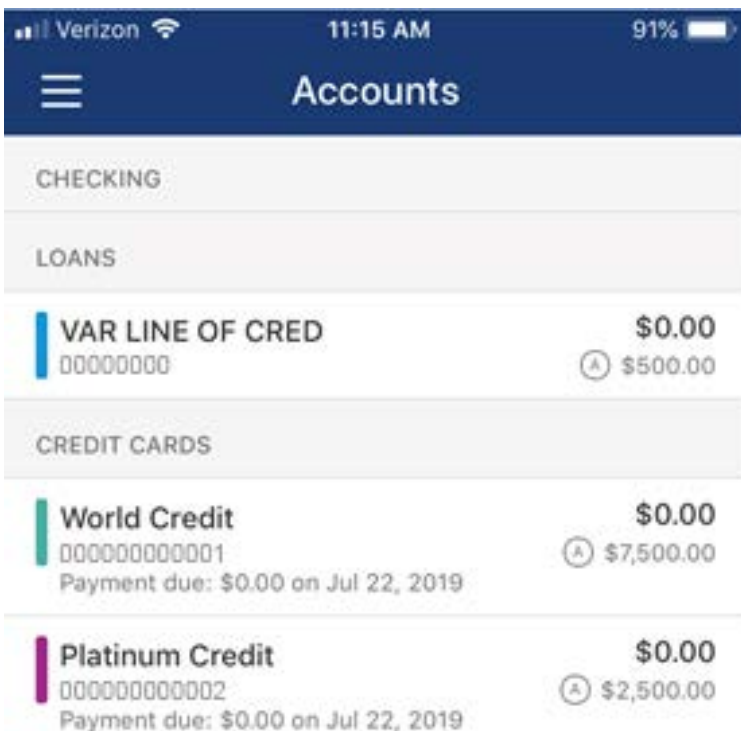


The screenshot shows a web form for making a payment. At the top, the 'To Account' dropdown is set to 'Overdraft LOC' with a balance of '\$800.00'. Below this, there is a link: 'Don't see the account you want to transfer to? Transfer to another Empower Federal Credit Union member'. Under the 'Amount' section, three radio buttons are visible: 'Regular Payment \$0.00', 'Past Due \$0.00', and 'Pay Off \$800.00'. The 'Pay Off \$800.00' option is selected and highlighted with a green box. Below these options is an 'Other' section with a radio button and a text input field containing '\$'. At the bottom left, the 'Total' is displayed as '\$800.00'.

Mobile

July 2019

iOS Only - Loan due date and minimum payment amount now show in the Accounts widget upon logging into the mobile app

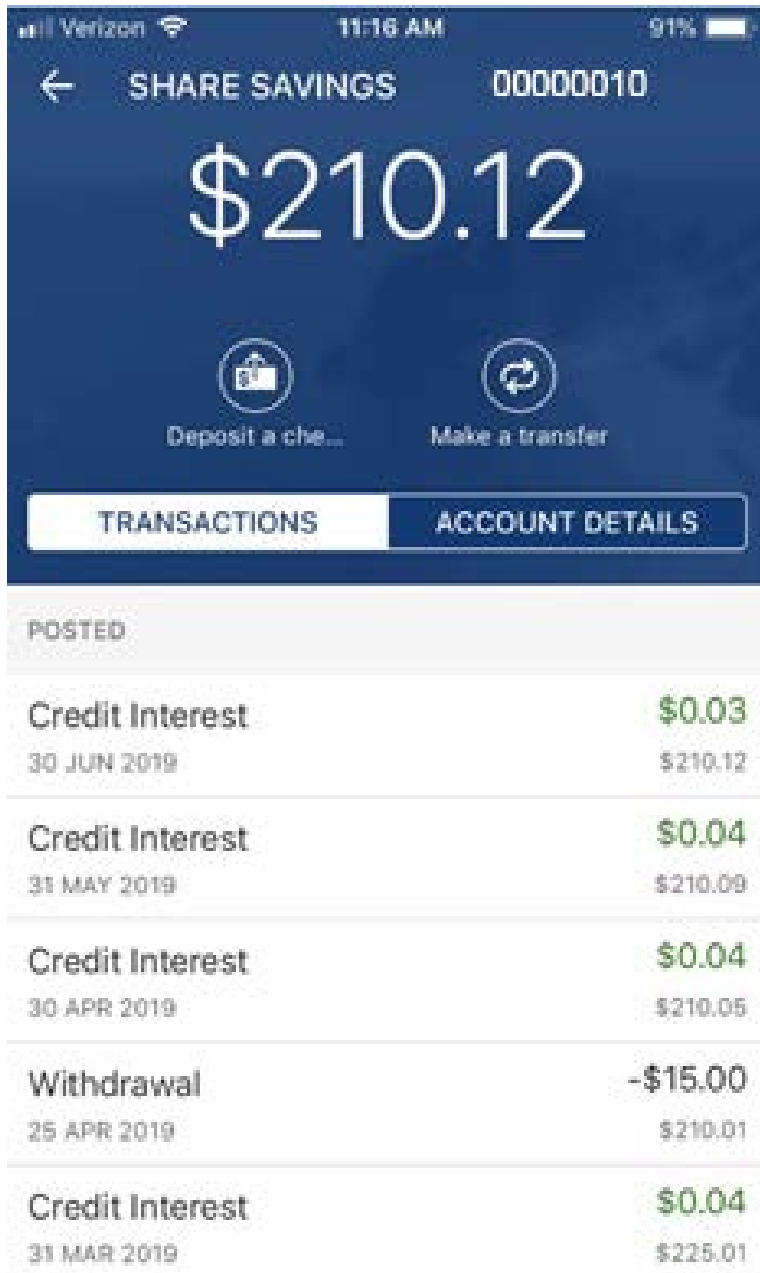


The screenshot shows the 'Accounts' screen of a mobile app. The status bar at the top indicates 'Verizon', '11:15 AM', and '91%' battery. The screen is divided into sections: 'CHECKING', 'LOANS', and 'CREDIT CARDS'. Under 'LOANS', there are three entries:

Account Name	Account ID	Current Balance	Minimum Payment
VAR LINE OF CRED	00000000	\$0.00	\$500.00
World Credit	000000000001	\$0.00	\$7,500.00
Platinum Credit	000000000002	\$0.00	\$2,500.00

For the 'World Credit' and 'Platinum Credit' entries, the payment due date is listed as 'Payment due: \$0.00 on Jul 22, 2019'.

Transaction amount has moved to the right hand column above the running balance.



Verizon 11:16 AM 91%

SHARE SAVINGS 00000010

\$210.12

Deposit a che... Make a transfer

TRANSACTIONS ACCOUNT DETAILS

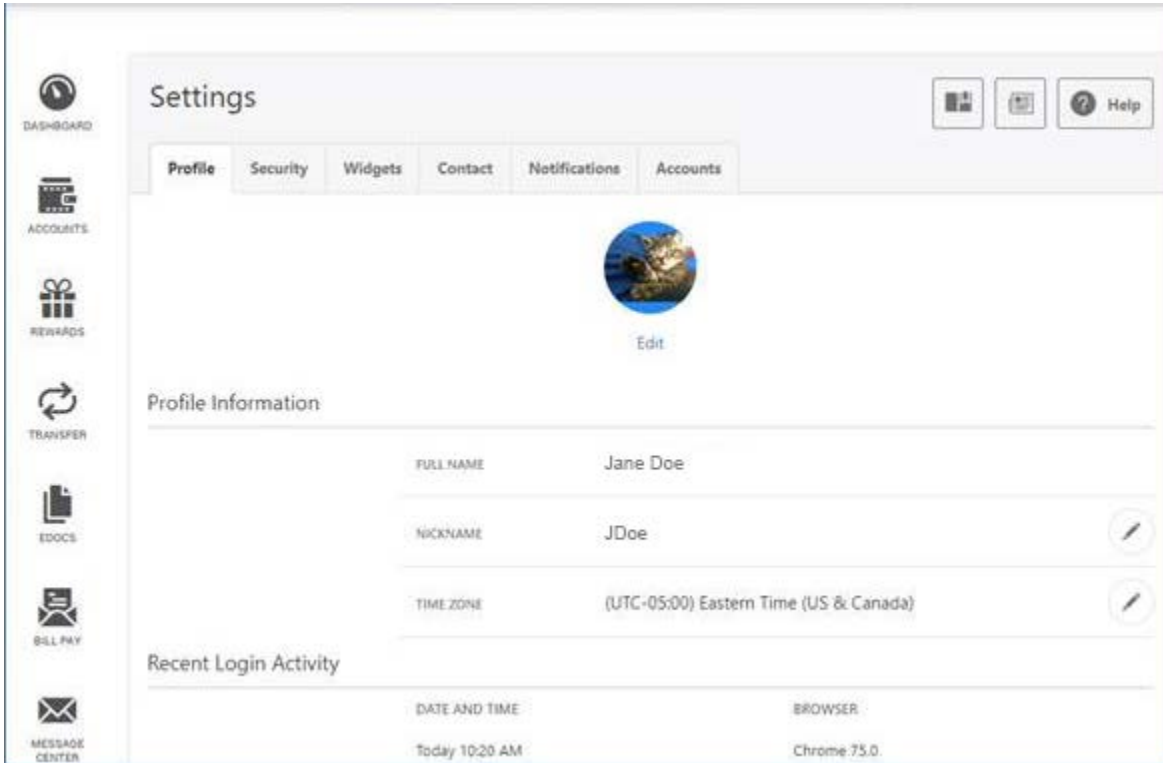
POSTED	
Credit Interest	\$0.03
30 JUN 2019	\$210.12
Credit Interest	\$0.04
31 MAY 2019	\$210.09
Credit Interest	\$0.04
30 APR 2019	\$210.05
Withdrawal	-\$15.00
25 APR 2019	\$210.01
Credit Interest	\$0.04
31 MAR 2019	\$225.01

Alkami has enabled Passcode for devices without biometrics enabled. Members can choose a PIN upon logging in rather than having to enter their online banking password each time

Settings

July 2019

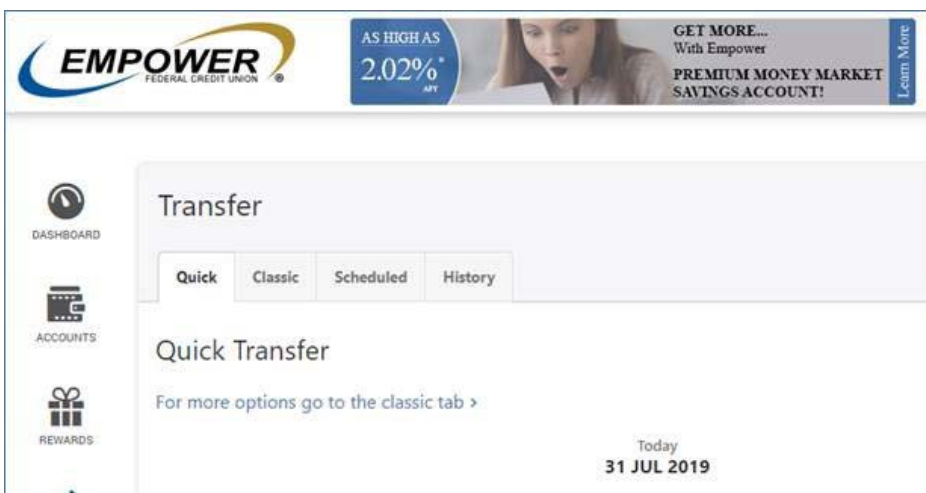
For security reasons, the member's Birth Date field within the Settings widget has been removed.



Transfers

July 2019

Removed instruction text from the Quick Transfer tab, which eliminates unnecessary text allowing more information on-screen.





Notifications

July 2019

The Transfer Succeeds and Transfer Fails alerts will now trigger in real-time as soon as the applicable transfer succeeds or fails for one-time manually triggered transaction.

Browser Updates

July 2019

Online banking will no longer be supporting Internet Explorer, version 11 by the end of 2019. We encourage users to follow Microsoft's recommendation to upgrade to Edge or select other supported browsers. Visit empowerfcu.com/browser-requirements to learn more.